

SAWFISHES OF THE WORLD

See www.sawfishconservationsociety.org for further details and to report your encounters with sawfish.

Sawfish Conservation Society




Common Name: Narrow/Knifetooth sawfish

Scientific Name: *Anoxypristis cuspidata*

Geographic Range: Indo-West Pacific

Key saw features: No teeth on lower fourth of saw; 16-33 unevenly spaced teeth per side of saw; teeth flat and triangular and occasionally hooked; no groove on back edge of teeth; long/narrow saw

Key body features: Dorsal fin above pelvic fins; forked tail fin; pectoral fins as long as they are wide




Common Name: Dwarf/Queensland sawfish

Scientific Name: *Pristis clavata*

Geographic Range: Indo-West Pacific

Key saw features: 18-27 evenly spaced teeth per side of saw; teeth awl/peg like in shape; groove on back edge of teeth generally does not extend to base (does occur infrequently with adults); short/wide saw

Key body features: Dorsal fin above pelvic fins; tail fin not forked; pectoral fins longer than they are wide




Common Name: Green/Longcomb sawfish

Scientific Name: *Pristis zijsron*

Geographic Range: Indo-West Pacific

Key saw features: 23-37 unevenly spaced teeth per side of saw; teeth awl/peg like in shape; groove on back edge of teeth typically only extends to base on teeth near base of saw; long/narrow saw; teeth near base of saw shorter than those near the tip

Key body features: Dorsal fin above pelvic fins; tail fin not forked; pectoral fins longer than they are wide



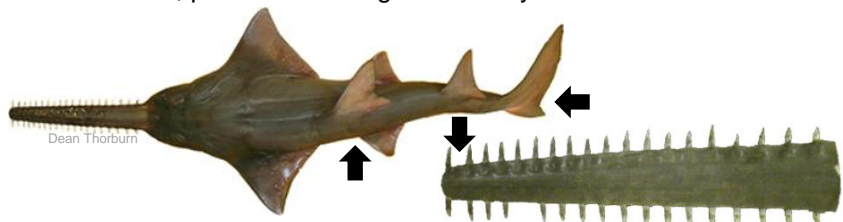
Common Name: Largetooth/Freshwater sawfish

Scientific Name: *Pristis pristis*

Geographic Range: Circumtropical

Key saw features: 14-24 evenly spaced teeth per side of saw; teeth awl/peg like in shape; groove on back edge of teeth extends to base from tip; short/wide saw; gap between last two teeth on saw (near tip) larger than preceding gap

Key body features: Dorsal fin in front of pelvic fins; tail fin slightly forked; pectoral fins as long as they are wide



Common Name: Smalltooth sawfish

Scientific Name: *Pristis pectinata*

Geographic Range: Atlantic Ocean

Key saw features: 20-32 unevenly spaced teeth per side of saw; teeth awl/peg like in shape; groove on back edge of teeth extends to base from tip; long/narrow saw; teeth near base of saw shorter than those near the tip

Key body features: Dorsal fin above pelvic fins; tail fin not forked; pectoral fins longer than they are wide

